

Item number-Smellephant™ (\$29.99)

AW Release Date: 03/18/2022

Purpose: / Website version

IM Size: 101 X 127 MM

C&P Designer/Leader: Ronald Zhu / Leo Mo

US Designer: Isobel Thompson

Game/PT Designer: Nan Leung

vtech[®]

Instruction Manual

Smellephant



VTech understands that a child's needs and abilities change as they grow and with that in mind we develop our toys to teach and entertain at just the right level...

vtech Baby

Toys that will stimulate their interest in different textures, sounds and colours

I am...

...responding to colours, sounds and textures

...understanding cause and effect

...learning to touch, reach, grasp, sit-up, crawl and toddle

Birth-36 months



Pre-School

Interactive toys to develop their imagination and encourage language development

I want...

...to get ready for school by starting to learn the alphabet and counting

...my learning to be as fun, easy and exciting as can be

...to show my creativity with drawing and music so my whole brain develops

3-6 years



Electronic Learning Computers

Cool, aspirational and inspiring computers for curriculum related learning

I need...

...challenging activities that can keep pace with my growing mind

...intelligent technology that adapts to my level of learning

...National Curriculum based content to support what I'm learning at school


4-10 years



To learn more about this and other VTech® products, visit www.vtech.co.uk

INTRODUCTION

Join the **Smellephant** in exploring colours, numbers and the five senses as she describes the five fruit play pieces by sight, sound, smell, taste or touch.



5 Fruit Play Pieces



INCLUDED IN THE PACKAGE

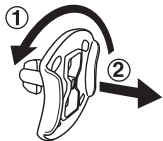
- Smellephant
- 5 Fruit Play Pieces
- Quick Start Guide

WARNING:

All packing materials such as tape, plastic sheets, packaging locks, removable tags, cable ties, cords and packaging screws are not part of this toy, and should be discarded for your child's safety.

NOTE: Please save this Instruction Manual as it contains important information.

Unlock the Packaging Locks

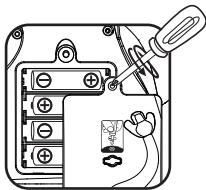


- ① Rotate the packaging locks 90 degrees anticlockwise.
- ② Pull out the packaging locks and discard.

GETTING STARTED

Battery Removal and Installation

1. Make sure the unit is turned **Off**.
2. Find the battery cover located on the back of the unit, use a screwdriver to loosen the screw and then open the battery cover.
3. Remove old batteries by pulling up on one end of each battery.



4. Install 4 new AA (AM-3/LR6) batteries following the diagram inside the battery box. (For best performance, alkaline batteries or fully charged Ni-MH rechargeable batteries are recommended.)
5. Replace the battery cover and tighten the screw to secure.

WARNING:

Adult assembly required for battery installation.

Keep batteries out of reach of children.

IMPORTANT: BATTERY INFORMATION

- Insert batteries with the correct polarity (+ and -).
- Do not mix old and new batteries.
- Do not mix alkaline, standard (carbon-zinc) or rechargeable batteries.
- Only batteries of the same or equivalent type as recommended are to be used.
- Do not short-circuit the supply terminals.
- Remove batteries during long periods of non-use.
- Remove exhausted batteries from the toy.
- Dispose of batteries safely. Do not dispose of batteries in fire.

RECHARGEABLE BATTERIES

- Remove rechargeable batteries (if removable) from the toy before charging.
- Rechargeable batteries are only to be charged under adult supervision.
- Do not charge non-rechargeable batteries.

Disposal of batteries and product



The crossed-out wheellie bin symbols on products and batteries, or on their respective packaging, indicates they must not be disposed of in domestic waste as they contain substances that can be damaging to the environment and human health.

The chemical symbols Hg, Cd or Pb, where marked, indicate that the battery contains more than the specified value of mercury (Hg), cadmium (Cd) or lead (Pb) set out in the Batteries and Accumulators Regulation.



The solid bar indicates that the product was placed on the market after 13th August, 2005.

Help protect the environment by disposing of your product or batteries responsibly.

VTech® cares for the planet.

Care for the environment and give your toy a second life by disposing of it at a small electricals collection point so all its materials can be recycled.

In the UK:

Visit www.recyclenow.com to see a list of collection points near you.

In Australia & New Zealand:

Check with your local council for kerbside collections.

Activate Normal Play Mode

This product is in Try-Me mode in the packaging. After opening the package, cut and remove the string that attaches the **Grape** fruit piece to the elephant's trunk. Remove the fruit piece from the trunk. Slide the **On/Off/Mode Selector** to any mode, and insert the **Lemon** or **Apple** fruit piece onto the elephant's trunk. You will hear three beeps to confirm that you have exited Try-Me mode.

PRODUCT FEATURES

1. Super Trunk

Place fruit on Elephant's trunk to learn about colours, numbers and fruit facts. Elephant's trunk will wave with the sounds.



2. Peek-a-Boo Ears

Elephant flips its ears over its eyes to play peek-a-boo and waves its ears to the sounds.




3. On/Off/Mode Selector

Explore the five senses with Free Play, Quiz and Music modes.



4. Light Up Hand Button

Press the **Light Up Hand Button** to see it light up and play songs, sounds and fun elephant facts. Press to get hints in Quiz mode.



5. Foot Button

Press the **Foot Button** to play a song or listen to animal sounds and guess which animal you hear.



6. Automatic Shut-Off

To preserve battery life, the **Smellephant** will automatically shut off after approximately one minute without input. The unit can be turned on again by sliding the **On/Off/Mode Selector**. The unit will also automatically shut off when the batteries are very low.

ACTIVITIES

1. Free Play Mode

Move the **On/Off/Mode Selector** to Free Play mode to play peek-a-boo with Elephant. Place a **Fruit Play Piece** on its trunk to learn about colours, numbers and fruit facts.



2. Quiz Mode

Move the **On/Off/Mode Selector** to Quiz mode to hear questions about the fruit and colours. Place the correct **Fruit Play Piece** on the trunk to answer the questions.



3. Music Mode

Move the **On/Off/Mode Selector** to Music mode to hear songs. Place a **Fruit Play Piece** on Elephant's trunk to hear songs about the strawberry, lemon, apple, orange and grapes. Remove the fruit and press the **Light Up Hand** or **Foot Button** to hear songs about the **Smellephant**.



SONG LYRICS

Song 1

I'm an elephant, I use my eyes to see,
And trunk to touch and to smell,
My ears to hear and mouth to taste,
Come and explore with me!

Song 2

Ooh-wee, it's a strawberry!
A fun, fresh, summery strawberry!
Red and delicious,
Ooh-wee, it's a strawberry!
A fun, fresh, summery strawberry!

Song 3

I'm an elephant, I see a strawberry.
It's the colour reddy, reddy, red.
I feel little bumps on it, and it tastes sweet.
Come and explore with me!

Song 4

Lemons are zesty, cha cha cha!
Lemons are sour, cha cha cha!
Lemons make lemonade, cha cha cha!
Lemons are bright, cha cha cha!
Lemony lemons, cha cha cha!

Song 5

I'm an elephant, I see lemons.
They're the colour yellow, yellow, yellow.
They feel kind of bumpy and taste so sour,
Come and explore with me!

Song 6

I like to crunch on green apples,
Eat them with my trunk.

I like to crunch on green apples,
Cut them into little chunks.

I like green apples, served in a pie.

I share green apples with friends who stop by.

Song 7

I'm an elephant, I see apples.

They're the colour greeny, greeny, green.

They smell sweet and sour and taste sweet and sour.

Come and explore with me!

Song 8

Did you know oranges have vitamin C?

Vitamin C helps keep you strong and healthy.

Orange you glad to sing with me?

Da-da-da-da-da-da!

Song 9

I'm an elephant, I see oranges.

They're the colour orange, orange, orange.

They smell fresh and juicy and taste sweet and sour.

Come and explore with me!

Song 10

Oh, grapes, how are they shaped?

Grapes can be round like a ball,

Or oval like a small egg.

These grapes come in a bunch,

Perfect to munch, munch, munch!

Song 11

I'm an elephant, I see grapes.
They're the colour purple, purple, purple.
They feel smooth and taste so sweet.
Come and explore with me!

Song 12

Elephants love to eat, love to eat, love to eat,
Elephants love to eat, more than half the day.
We use our trunks to smell the fruit, smell the fruit, smell the fruit,
We use our trunks to smell the fruit.
Hungry elephants!

CARE & MAINTENANCE

1. Keep the unit clean by wiping it with a slightly damp cloth.
2. Keep the unit out of direct sunlight and away from any direct heat sources.
3. Remove the batteries if the unit will not be in use for an extended period of time.
4. Do not drop the unit on hard surfaces and do not expose the unit to moisture or water.

TROUBLESHOOTING

If for some reason the unit stops working, please follow these steps:

1. Turn the unit **Off**.
2. Interrupt the power supply by removing the batteries.
3. Let the unit stand for a few minutes, then replace the batteries.
4. Turn the unit **On**. The unit should now be ready to use again.
5. If the unit still does not work, install a new set of batteries.

CONSUMER SERVICES

Creating and developing **VTech®** products is accompanied by a responsibility that we at **VTech®** take very seriously. We make every effort to ensure the accuracy of the information, which forms the value of our products. However, errors sometimes can occur. It is important for you to know that we stand behind our products and encourage you to call our Consumer Services Department with any problems and/or suggestions that you might have. A service representative will be happy to help you.

UK Customers:

Phone: 0330 678 0149 (from UK) or +44 330 678 0149 (outside UK)

Website: www.vtech.co.uk/support

Australian Customers:

Phone: 1800 862 155

Website: support.vtech.com.au

NZ Customers:

Phone: 0800 400 785

Website: support.vtech.com.au

PRODUCT WARRANTY/ CONSUMER GUARANTEES

UK Customers:

Read our complete warranty policy online at vtech.co.uk/warranty.

Australian Customers:

VTECH ELECTRONICS (AUSTRALIA) PTY LIMITED –
CONSUMER GUARANTEES

Under the Australian Consumer Law, a number of consumer guarantees apply to goods and services supplied by VTech Electronics (Australia) Pty Limited. Please refer to vtech.com.au/consumerguarantees for further information.

**Visit our website for more
information about our products,
downloads, resources and more.**

www.vtech.co.uk
www.vtech.com.au



TM & © 2022 VTech Holdings Limited.
All rights reserved.
Printed in China.
IM-552700-001
Version:0